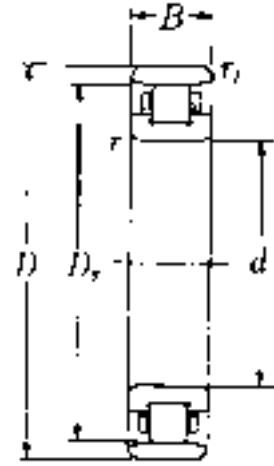


CYLINDRICAL ROLLER BEARINGS

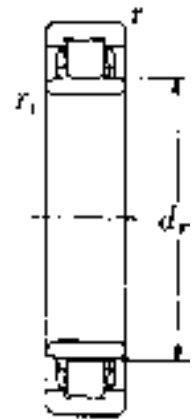
Units: INCHES
Millimeters



Bearing No.	Bore	O.D.	Width	Fillet Radii		Outer Ring I.D.	Inner Ring O.D.	Basic Load Ratings (lbs)		Weight (lbs)	
	d	D	B	r	r ₁	D _r	d _r	Dynamic C	Static C ₀	N10	NU10
1005	.9843 25	1.8504 47	.4724 12	.024 .6	.012 .3	1.6339 41.5	1.2008 30.5	3,400	3,150	.201	.203
1006	1.1811 30	2.1654 55	.5118 13	.039 1.0	.024 .6	1.9094 48.5	1.4370 36.5	4,400	4,400	.291	.295
1007	1.3780 35	2.4409 62	.5512 14	.039 1.0	.024 .6	2.1654 55.0	1.6535 42.0	5,100	5,200	.386	.392
1008	1.5748 40	2.6772 68	.5906 15	.039 1.0	.024 .6	2.4016 61.0	1.8504 47.0	6,150	6,500	.481	.487
1009	1.7717 45	2.9528 75	.6299 16	.039 1.0	.024 .6	2.6575 67.5	2.0669 52.5	7,000	7,600	.608	.617
1010	1.9685 50	3.1496 80	.6299 16	.039 1.0	.024 .6	2.8543 72.5	2.2638 57.5	7,200	8,100	.653	.661
1011	2.1654 55	3.5433 90	.7087 18	.059 1.5	.039 1.0	3.1693 80.5	2.5394 64.5	8,450	9,850	.959	.974
1012	2.3622 60	3.7402 95	.7087 18	.059 1.5	.039 1.0	3.3661 85.5	2.7362 69.5	9,000	10,900	1.03	1.04
1013	2.5591 65	3.9370 100	.7087 18	.059 1.5	.039 1.0	3.5630 90.5	2.9331 74.5	9,250	11,500	1.10	1.11
1014	2.7559 70	4.3307 110	.7874 20	.059 1.5	.039 1.0	3.9370 100.0	3.1496 80.0	13,100	15,800	1.52	1.54
1015	2.9528 75	4.5276 115	.7874 20	.059 1.5	.039 1.0	4.1339 105.0	3.3465 85.0	13,500	16,700	1.60	1.63
1016	3.1496 80	4.9213 125	.8661 22	.059 1.5	.039 1.0	4.4685 113.5	3.6024 91.5	16,300	20,400	2.13	2.16
1017	3.3465 85	5.1181 130	.8661 22	.059 1.5	.039 1.0	4.6654 118.5	3.7992 96.5	16,700	21,500	2.23	2.27
1018	3.5433 90	5.5118 140	.9449 24	.079 2.0	.059 1.5	5.0000 127.0	4.0551 103.0	19,800	25,700	2.91	2.95
1019	3.7402 95	5.7087 145	.9449 24	.079 2.0	.059 1.5	5.1969 132.0	4.2520 108.0	20,400	27,000	3.04	3.09
1020	3.9370 100	5.9055 150	.9449 24	.079 2.0	.059 1.5	5.3937 137.0	4.4488 113.0	20,900	28,300	3.15	3.20
1021	4.1339 105	6.2992 160	1.0236 26	.098 2.5	.059 1.5	5.7283 145.5	4.7047 119.5	23,700	32,000	3.99	4.06
1022	4.3307 110	6.6929 170	1.1024 28	.098 2.5	.059 1.5	6.1024 155.0	4.9213 125.0	29,500	39,000	4.96	5.03
1024	4.7244 120	7.0866 180	1.1024 28	.098 2.5	.059 1.5	6.4961 165.0	5.3150 135.0	31,000	43,000	5.29	5.38
1026	5.1181 130	7.8740 200	1.2992 33	.098 2.5	.059 1.5	7.1654 182.0	5.8268 148.0	38,500	53,500	8.00	8.14
1028	5.5118 140	8.2677 210	1.2992 33	.098 2.5	.059 1.5	7.5591 192.0	6.2205 158.0	39,500	56,000	8.51	8.64
1030	5.9055 150	8.8583 225	1.3780 35	.098 2.5	.079 2.0	8.0906 205.5	6.6732 169.5	45,500	66,000	10.4	10.5
1032	6.2992 160	9.4488 240	1.4961 38	.098 2.5	.079 2.0	8.6614 220.0	7.0866 180.0	53,500	77,000	12.8	13.0
1034	6.6929 170	10.2362 260	1.6535 42	.098 2.5	.098 2.5	9.3307 237.0	7.5984 193.0	62,500	90,000	17.1	17.4
1036	7.0866 180	11.0236 280	1.8110 46	.098 2.5	.098 2.5	10.0394 255.0	8.0709 205.0	77,000	110,000	22.3	22.7
1038	7.4803 190	11.4173 290	1.8110 46	.098 2.5	.098 2.5	10.4331 265.0	8.4646 215.0	79,000	115,000	23.1	23.6
1040	7.8740 200	12.2047 310	2.0079 51	.098 2.5	.098 2.5	11.0630 281.0	9.0157 229.0	87,500	131,000	30.2	30.6
1044	8.6614 220	13.3858 340	2.2047 56	.118 3.0	.118 3.0	12.2047 310.0	9.8425 250.0	113,000	168,000	39.5\	40.1
1048	9.4488 240	14.1732 360	2.2047 56	.118 3.0	.118 3.0	12.9921 330.0	10.6299 270.0	119,000	184,000	42.5\	43.2
1052	10.2362 260	15.7480 400	2.5591 65	.157 4.0	.157 4.0	14.3307 364.0	11.6535 296.0	145,000	224,000	63.3	64.2
1056	11.0236 280	16.5354 420	2.5591 65	.157 4.0	.157 4.0	15.1181 384.0	12.4409 316.0	148,000	235,000	67.0	68.1
1060	11.8110 300	18.1102 460	2.9134 74	.157 4.0	.157 4.0	16.5354 420.0	13.3858 340.0	192,000	300,000	94.6	96.1
1064	12.5984 320	18.8976 480	2.9134 74	.157 4.0	.157 4.0	17.3228 440.0	14.1732 360.0	197,000	315,000	99.9	101



N10



NU10

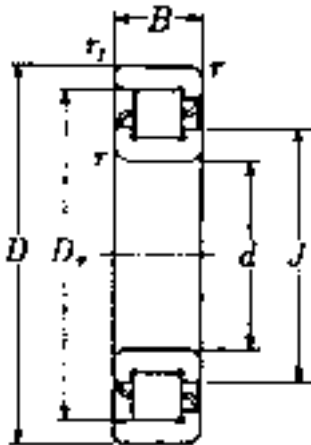
These figures may vary slightly according to cage type and type of bearing.



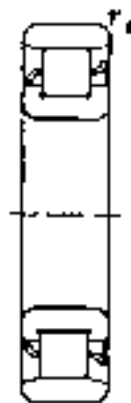
Units: INCHES
Millimeters

CYLINDRICAL ROLLER BEARINGS

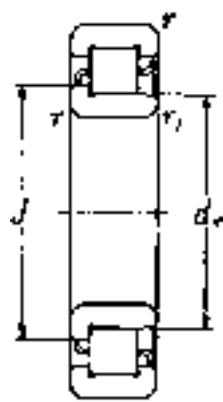
Bearing No.	Bore	O.D.	Width	Fillet Radii		Outer Ring I.D.	Inner Ring O.D.	Shoulder Height
	<i>d</i>	<i>D</i>		<i>r</i>	<i>r₁</i>			
204	.7874 20	1.8504 47	.5512 14	.039 1.0	.024 .6	1.5748 40.0	1.0630 27.0	1.181 30.0
205	.9843 25	2.0472 52	.5906 15	.039 1.0	.024 .6	1.7717 45.0	1.2598 32.0	1.378 35.0
206	1.1811 30	2.4409 62	.6299 16	.039 1.0	.024 .6	2.1063 53.5	1.5157 38.5	1.646 41.8
207	1.3780 35	2.8346 72	.6693 17	.059 1.5	.024 .6	2.4331 61.8	1.7244 43.8	1.874 47.6
208	1.5748 40	3.1496 80	.7087 18	.059 1.5	.059 1.5	2.7559 70.0	1.9685 50.0	2.134 54.2
209	1.7717 45	3.3465 85	.7480 19	.059 1.5	.059 1.5	2.9528 75.0	2.1654 55.0	2.323 59.0
210	1.9685 50	3.5433 90	.7874 20	.059 1.5	.059 1.5	3.1654 80.4	2.3780 60.4	2.543 64.6
211	2.1654 55	3.9370 100	.8268 21	.079 2.0	.059 1.5	3.4843 88.5	2.6181 66.5	2.787 70.8
212	2.3622 60	4.3307 110	.8661 22	.079 2.0	.079 2.0	3.8386 97.5	2.8937 73.5	3.087 78.4
213	2.5591 65	4.7244 120	.9055 23	.079 2.0	.079 2.0	4.1575 105.6	3.1339 79.6	3.339 84.8
214	2.7559 70	4.9213 125	.9449 24	.079 2.0	.079 2.0	4.3504 110.5	3.3268 84.5	3.528 89.6
215	2.9528 75	5.1181 130	.9843 25	.079 2.0	.079 2.0	4.5866 116.5	3.4843 88.5	3.701 94.0
216	3.1496 80	5.5118 140	1.0236 26	.098 2.5	.098 2.5	4.9331 125.3	3.7520 95.3	3.984 101.2
217	3.3465 85	5.9055 150	1.1024 28	.098 2.5	.098 2.5	5.2677 133.8	4.0079 101.8	4.260 108.2
218	3.5433 90	6.2992 160	1.1811 30	.098 2.5	.098 2.5	5.6299 143.0	4.2126 107.0	4.496 114.2
219	3.7402 95	6.6929 170	1.2598 32	.098 2.5	.098 2.5	5.9646 151.5	4.4685 113.5	4.764 121.0
220	3.9370 100	7.0866 180	1.3386 34	.098 2.5	.098 2.5	6.2992 160.0	4.7244 120.0	5.039 128.0
221	4.1339 105	7.4803 190	1.4173 36	.098 2.5	.098 2.5	6.6457 168.8	4.9921 126.8	5.315 135.0
222	4.3307 110	7.8740 200	1.4961 38	.098 2.5	.098 2.5	7.0276 178.5	5.2165 132.5	5.571 141.5
224	4.7244 120	8.4646 215	1.5748 40	.098 2.5	.098 2.5	7.5394 191.5	5.6496 143.5	6.024 153.0
226	5.1181 130	9.0551 230	1.5748 40	.118 3.0	.118 3.0	8.0315 204.0	6.1417 156.0	6.516 165.5
228	5.5118 140	9.8425 250	1.6535 42	.118 3.0	.118 3.0	8.7008 221.0	6.6535 169.0	7.067 179.5
230	5.9055 150	10.6299 270	1.7717 45	.118 3.0	.118 3.0	9.3701 238.0	7.1654 182.0	7.598 193.0
232	6.2992 160	11.4173 290	1.8898 48	.118 3.0	.118 3.0	10.0394 255.0	7.6772 195.0	8.150 207.0
234	6.6929 170	12.2047 310	2.0472 52	.157 4.0	.157 4.0	10.7087 272.0	8.1890 208.0	8.681 220.5
236	7.0866 180	12.5984 320	2.0472 52	.157 4.0	.157 4.0	11.1024 282.0	8.5827 218.0	9.075 230.5
238	7.4803 190	13.3858 340	2.1654 55	.157 4.0	.157 4.0	11.7717 299.0	9.0945 231.0	9.626 244.5
240	7.8740 200	14.1732 360	2.2835 58	.157 4.0	.157 4.0	12.4409 316.0	9.6063 244.0	10.157 258.0
244	8.6614 220	15.7480 400	2.5591 65	.157 4.0	.157 4.0	13.7795 350.0	10.6299 270.0	11.260 286.0
248	9.4488 240	17.3228 440	2.8346 72	.157 4.0	.157 4.0	15.1575 385.0	11.6142 295.0	12.323 313.0
252	10.2362 260	18.8976 480	3.1496 80	.197 5.0	.197 5.0	16.5354 420.0	12.5984 320.0	13.386 340.0
256	11.0236 280	19.6850 500	3.1496 80	.197 5.0	.197 5.0	17.3228 440.0	13.3858 340.0	14.173 360.0
260	11.8110 300	21.2598 540	3.3465 85	.197 5.0	.197 5.0	18.7402 476.0	14.3307 364.0	15.236 387.0
264	12.5984 320	22.8346 580	3.6220 92	.197 5.0	.197 5.0	20.0787 510.0	15.3543 390.0	16.339 415.0



NF2



N2



NJ2

CYLINDRICAL ROLLER BEARINGS

Units: INCHES
Millimeters

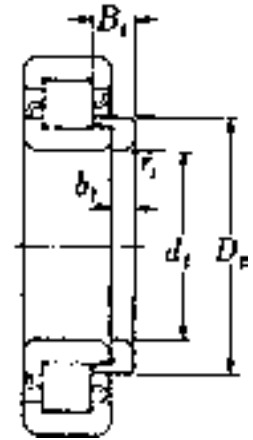


SERIES
NF2 • N2
NJ2 • NU2
HJ2
SEPARATE
THRUST
COLLAR

Basic Load Ratings (lbs)		Weight (lbs)		Separate Thrust Collar No.	Thrust Collar Dimensions					Collar Weight (lbs)
Dynamic C	Static C_0	N2	NU2		d_t	D_t	B_t	b_t	r_t	
3,750	3,150	.240	.245	HJ204	.787	1.181	.266	.118	.024	.026
					20	30.0	6.75	3	.6	
4,200	3,800	.295	.302	HJ205	.984	1.378	.285	.118	.024	.033
					25	35.0	7.25	3	.6	
5,600	5,250	.448	.456	HJ206	1.181	1.646	.325	.157	.024	.055
					30	41.8	8.25	4	.6	
8,000	7,700	.637	.650	HJ207	1.378	1.874	.315	.157	.024	.066
					35	47.6	8.00	4	.6	
9,850	9,650	.816	.833	HJ208	1.575	2.134	.354	.197	.059	.101
					40	54.2	9.00	5	1.5	
10,400	10,500	.933	.952	HJ209	1.772	2.323	.374	.197	.059	.117
					45	59.0	9.50	5	1.5	
11,400	12,200	1.06	1.08	HJ210	1.969	2.543	.394	.197	.059	.139
					50	64.6	10.00	5	1.5	
13,700	14,900	1.38	1.41	HJ211	2.165	2.787	.433	.236	.059	.185
					55	70.8	11.00	6	1.5	
16,200	18,000	1.77	1.80	HJ212	2.362	3.087	.433	.236	.079	.238
					60	78.4	11.00	6	2.0	
18,900	21,200	2.20	2.25	HJ213	2.559	3.339	.433	.236	.079	.271
					65	84.8	11.00	6	2.0	
19,600	22,700	2.43	2.47	HJ214	2.756	3.528	.492	.276	.079	.331
					70	89.6	12.50	7	2.0	
22,700	26,400	2.67	2.71	HJ215	2.953	3.701	.492	.276	.079	.344
					75	94.0	12.50	7	2.0	
25,000	29,200	3.24	3.31	HJ216	3.150	3.984	.531	.315	.098	.456
					80	101.2	13.50	8	2.5	
28,300	33,500	4.03	4.12	HJ217	3.346	4.260	.551	.315	.098	.551
					85	108.2	14.00	8	2.5	
34,000	40,000	4.96	5.07	HJ218	3.543	4.496	.591	.354	.098	.672
					90	114.2	15.00	9	2.5	
37,000	44,000	6.00	6.13	HJ219	3.740	4.764	.610	.354	.118	.776
					95	121.0	15.50	9	2.5	
41,000	49,000	7.19	7.34	HJ220	3.937	5.039	.669	.394	.118	.979
					100	128.0	17.00	10	2.5	
45,000	54,000	8.53	8.71	HJ221	4.134	5.315	.689	.394	.118	1.11
					105	135.0	17.50	10	2.5	
54,000	65,000	10.0	10.2	HJ222	4.331	5.571	.728	.433	.118	1.36
					110	141.5	18.50	11	2.5	
61,000	76,000	12.0	12.3	HJ224	4.724	6.024	.748	.433	.118	1.58
					120	153.0	19.00	11	2.5	
63,500	81,500	16.3	16.6	HJ226	5.118	6.516	.748	.433	.118	1.85
					130	165.5	19.00	11	3.0	
73,000	94,500	20.4	20.9	HJ228	5.512	7.067	.748	.433	.118	2.20
					140	179.5	19.00	11	3.0	
84,500	111,000	25.8	26.2	HJ230	5.906	7.598	.807	.472	.118	2.73
					150	193.0	20.50	12	3.0	
96,000	128,000	31.3	32.0	HJ232	6.299	8.150	.827	.472	.118	3.26
					160	207.0	21.00	12	3.0	
107,000	143,000	38.8	39.7	HJ234	6.693	8.681	.866	.472	.157	3.75
					170	220.5	22.00	12	4.0	
111,000	152,000	40.3	41.2	HJ236	7.087	9.075	.866	.472	.157	3.97
					180	230.5	22.00	12	4.0	
125,000	173,000	48.7	49.6	HJ238	7.480	9.626	.925	.512	.157	4.85
					190	244.5	23.50	13	4.0	
140,000	195,000	57.8	58.9	HJ240	7.874	10.157	.984	.551	.157	5.73
					200	258.0	25.00	14	4.0	
171,000	242,000	80.9	82.5	HJ244	8.661	11.260	1.083	.591	.157	7.83
					220	286.0	27.50	15	4.0	
211,000	300,000	109	111	HJ248	9.449	12.323	1.161	.630	.157	10.3
					240	313.0	29.50	16	4.0	
258,000	375,000	145	148	HJ252	10.236	13.386	1.299	.709	.197	13.7
					260	340.0	33.00	18	5.0	
267,000	395,000	153	156	HJ256	11.024	14.173	1.299	.709	.197	16.3
					280	360.0	33.00	18	5.0	
315,000	465,000	190	194	HJ260	11.811	15.236	1.358	.787	.197	20.2
					300	387.0	34.50	20	5.0	
360,000	540,000	240	245	HJ264	12.598	16.339	1.457	.827	.197	24.9
					320	415.0	37.00	21	5.0	



NU2



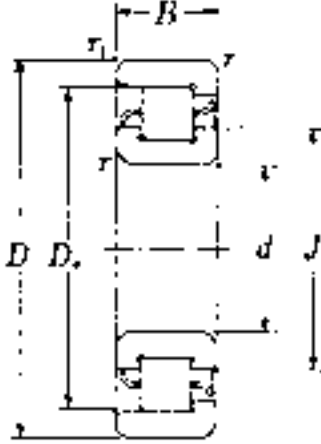
(NH2=NJ2+HJ2)

These figures may vary slightly according to cage type and type of bearing.

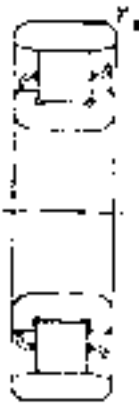


Units: INCHES
Millimeters

CYLINDRICAL ROLLER BEARINGS



NF3



N3



NJ3

Bearing No.	Bore	O.D.	Width <i>B</i>	Fillet Radii		Outer Ring I.D. <i>D_r</i>	Inner Ring O.D. <i>d_r</i>	Shoulder Height <i>J</i>
	<i>d</i>	<i>D</i>		<i>r</i>	<i>r₁</i>			
304	.7874 20	2.0472 52	.5906 15	.059 1.5	.024 .6	1.7520 44.5	1.1220 28.5	1.252 31.8
305	.9843 25	2.4409 62	.6693 17	.059 1.5	.059 1.5	2.0866 53.0	1.3780 35.0	1.535 39.0
306	1.1811 30	2.8346 72	.7480 19	.059 1.5	.059 1.5	2.4409 62.0	1.6535 42.0	1.807 45.9
307	1.3780 35	3.1496 80	.8268 21	.079 2.0	.059 1.5	2.6850 68.2	1.8189 46.2	2.000 50.8
308	1.5748 40	3.5433 90	.9055 23	.079 2.0	.079 2.0	3.0512 77.5	2.1063 53.5	2.299 58.4
309	1.7717 45	3.9370 100	.9843 25	.079 2.0	.079 2.0	3.4055 86.5	2.3031 58.5	2.520 64.0
310	1.9685 50	4.3307 110	1.0630 27	.098 2.5	.098 2.5	3.7402 95.0	2.5591 65.0	2.795 71.0
311	2.1654 55	4.7244 120	1.1417 29	.098 2.5	.098 2.5	4.1142 104.5	2.7756 70.5	3.039 77.2
312	2.3622 60	5.1181 130	1.2205 31	.098 2.5	.098 2.5	4.4488 113.0	3.0315 77.0	3.315 84.2
313	2.5591 65	5.5118 140	1.2992 33	.098 2.5	.098 2.5	4.7835 121.5	3.2874 83.5	3.583 91.0
314	2.7559 70	5.9055 150	1.3780 35	.098 2.5	.098 2.5	5.1181 130.0	3.5433 90.0	3.858 98.0
315	2.9528 75	6.2992 160	1.4567 37	.098 2.5	.098 2.5	5.4921 139.5	3.7598 95.5	4.102 104.2
316	3.1496 80	6.6929 170	1.5354 39	.098 2.5	.098 2.5	5.7874 147.0	4.0551 103.0	4.402 111.8
317	3.3465 85	7.0866 180	1.6142 41	.118 3.0	.118 3.0	6.1417 156.0	4.2520 108.0	4.626 117.5
318	3.5433 90	7.4803 190	1.6929 43	.118 3.0	.118 3.0	6.4961 165.0	4.5276 115.0	4.921 125.0
319	3.7402 95	7.8740 200	1.7717 45	.118 3.0	.118 3.0	6.8307 173.5	4.7835 121.5	5.197 132.0
320	3.9370 100	8.4646 215	1.8504 47	.118 3.0	.118 3.0	7.3031 185.5	5.0984 129.5	5.531 140.5
321	4.1339 105	8.8583 225	1.9291 49	.118 3.0	.118 3.0	7.6772 195.0	5.3150 135.0	5.787 147.0
322	4.3307 110	9.4488 240	1.9685 50	.118 3.0	.118 3.0	8.1496 207.0	5.6299 143.0	6.122 155.5
324	4.7244 120	10.2362 260	2.1654 55	.118 3.0	.118 3.0	8.8976 226.0	6.0630 154.0	6.634 168.5
326	5.1181 130	11.0236 280	2.2835 58	.157 4.0	.157 4.0	9.5669 243.0	6.5748 167.0	7.165 182.0
328	5.5118 140	11.8110 300	2.4409 62	.157 4.0	.157 4.0	10.2362 260.0	7.0866 180.0	7.717 196.0
330	5.9055 150	12.5984 320	2.5591 65	.157 4.0	.157 4.0	10.9055 277.0	7.5984 193.0	8.268 210.0
332	6.2992 160	13.3858 340	2.6772 68	.157 4.0	.157 4.0	11.4961 292.0	8.1890 208.0	8.858 225.0
334	6.6929 170	14.1732 360	2.8346 72	.157 4.0	.157 4.0	12.2047 310.0	8.6614 220.0	9.370 238.0
336	7.0866 180	14.9606 380	2.9528 75	.157 4.0	.157 4.0	12.9134 328.0	9.1339 232.0	9.921 252.0
338	7.4803 190	15.7480 400	3.0709 78	.197 5.0	.197 5.0	13.5827 345.0	9.6457 245.0	10.433 265.0
340	7.8740 200	16.5354 420	3.1496 80	.197 5.0	.197 5.0	14.1732 360.0	10.2362 260.0	11.024 280.0
344	8.6614 220	18.1102 460	3.4646 88	.197 5.0	.197 5.0	15.5906 396.0	11.1811 284.0	12.087 307.0
348	9.4488 240	19.6850 500	3.7402 95	.197 5.0	.197 5.0	16.9291 430.0	12.2047 310.0	13.189 335.0
352	10.2362 260	21.2598 540	4.0157 102	.236 6.0	.236 6.0	18.2677 464.0	13.2283 336.0	14.252 362.0
356	11.0236 280	22.8346 580	4.2520 108	.236 6.0	.236 6.0	19.6063 498.0	14.2520 362.0	15.354 390.0

CYLINDRICAL ROLLER BEARINGS

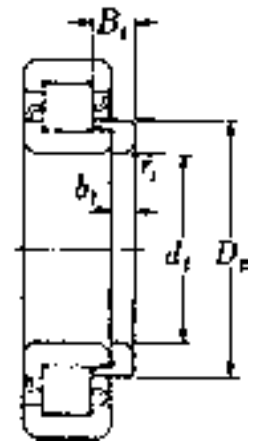
Units: **INCHES**
Millimeters



Basic Load Ratings (lbs)		Weight (lbs)		Separate Thrust Collar No.	Thrust Collar Dimensions					Collar Weight (lbs)
Dynamic C	Static C_o	N3	NU3		d_t	D_t	B_t	b_t	r_t	
5,200	4,350	.328	.337	HJ304	.787	1.252	.295	.157	.024	.037
					20	31.8	7.5	4	.6	
7,050	6,250	.518	.531	HJ305	.984	1.535	.315	.157	.059	.055
					25	39.0	8.0	4	1.5	
8,700	7,900	.772	.789	HJ306	1.181	1.807	.374	.197	.059	.086
					30	45.9	9.5	5	1.5	
11,200	10,500	1.03	1.05	HJ307	1.378	2.000	.433	.236	.059	.123
					35	50.8	11.0	6	1.5	
13,200	12,800	1.42	1.45	HJ308	1.575	2.299	.492	.276	.079	.183
					40	58.4	12.5	7	2.0	
17,700	17,400	1.89	1.93	HJ309	1.772	2.520	.492	.276	.079	.218
					45	64.0	12.5	7	2.0	
19,500	19,400	2.45	2.51	HJ310	1.969	2.795	.551	.315	.098	.313
					50	71.0	14.0	8	2.5	
24,900	25,000	3.13	3.20	HJ311	2.165	3.039	.591	.354	.098	.401
					55	77.2	15.0	9	2.5	
27,800	28,400	3.90	3.99	HJ312	2.362	3.315	.610	.354	.098	.485
					60	84.2	15.5	9	2.5	
30,500	31,000	4.81	4.92	HJ313	2.559	3.583	.669	.394	.098	.617
					65	91.0	17.0	10	2.5	
35,500	38,000	5.84	5.97	HJ314	2.756	3.858	.689	.394	.098	.728
					70	98.0	17.5	10	2.5	
43,000	46,000	7.01	7.17	HJ315	2.953	4.102	.728	.433	.098	.882
					75	104.2	18.5	11	2.5	
45,000	50,000	8.31	8.51	HJ316	3.150	4.402	.768	.433	.098	1.04
					80	111.8	19.5	11	2.5	
50,500	55,500	9.79	10.0	HJ317	3.346	4.626	.807	.472	.118	1.23
					85	117.5	20.5	12	3.0	
54,000	59,500	11.4	11.7	HJ318	3.543	4.921	.827	.472	.118	1.39
					90	125.0	21.0	12	3.0	
61,500	70,000	13.2	13.5	HJ319	3.740	5.197	.886	.512	.118	1.68
					95	132.0	22.5	13	3.0	
71,000	81,500	16.1	16.5	HJ320	3.937	5.531	.886	.512	.118	1.97
					100	140.5	22.5	13	3.0	
81,000	94,000	22.1	22.5	HJ321	4.134	5.787	.886	.512	.118	2.14
					105	147.0	22.5	13	3.0	
90,500	105,000	25.8	26.5	HJ322	4.331	6.122	.906	.551	.118	2.58
					110	155.5	23.0	14	3.0	
107,000	124,000	33.3	34.2	HJ324	4.724	6.634	.925	.551	.118	3.09
					120	168.5	23.5	14	3.0	
126,000	150,000	39.2	40.1	HJ326	5.118	7.165	.945	.551	.157	3.57
					130	182.0	24.0	14	4.0	
139,000	168,000	48.1	49.2	HJ328	5.512	7.717	1.024	.591	.157	4.25
					140	196.0	26.0	15	4.0	
149,000	182,000	57.1	58.4	HJ330	5.906	8.268	1.043	.591	.157	5.22
					150	210.0	26.5	15	4.0	
157,000	197,000	67.5	69.0	HJ332	6.299	8.858	1.102	.591	.157	6.06
					160	225.0	28.0	15	4.0	
179,000	227,000	79.6	81.6	HJ334	6.693	9.370	1.161	.630	.157	7.17
					170	238.0	29.5	16	4.0	
203,000	260,000	92.4	94.6	HJ336	7.087	9.921	1.201	.669	.157	8.49
					180	252.0	30.5	17	4.0	
219,000	283,000	106	109	HJ338	7.480	10.433	1.260	.709	.197	9.81
					190	265.0	32.0	18	5.0	
219,000	286,000	120	123	HJ340	7.874	11.024	1.299	.709	.197	11.0
					200	280.0	33.0	18	5.0	
268,000	355,000	158	162	HJ344	8.661	12.087	1.417	.787	.197	15.5
					220	307.0	36.0	20	5.0	
320,000	440,000	201	206	HJ348	9.449	13.189	1.555	.866	.197	18.1
					240	335.0	39.5	22	5.0	
365,000	500,000	251	258	HJ352	10.236	14.252	1.693	.945	.236	25.1
					260	362.0	43.0	24	6.0	
410,000	570,000	306	313	HJ356	11.024	15.354	1.811	1.024	.236	30.6
					280	390.0	46.0	26	6.0	



NU3



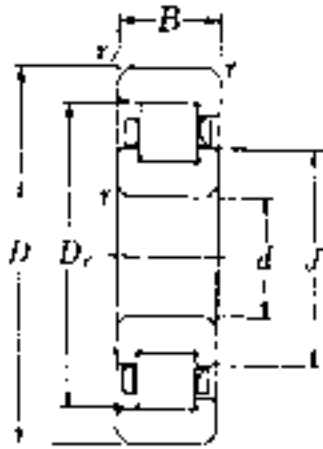
(NH3=NJ3+HJ3)

These figures may vary slightly according to cage type and type of bearing.



Units: INCHES
Millimeters

CYLINDRICAL ROLLER BEARINGS



NF4



N4



NJ4

Bearing No.	Bore	O.D.	Width	Fillet Radius		Outer Ring I.D.	Inner Ring O.D.	Shoulder Height
	<i>d</i>	<i>D</i>	<i>B</i>	<i>r</i>	<i>r₁</i>	<i>D_r</i>	<i>d_r</i>	<i>J</i>
406	1.1811 30	3.5433 90	.9055 23	.079 2.0		2.8740 73.0	1.7717 45.0	1.988 50.5
407	1.3780 35	3.9370 100	.9843 25	.079 2.0		3.2677 83.0	2.0866 53.0	2.323 59.0
408	1.5748 40	4.3307 110	1.0630 27	.098 2.5		3.6220 92.0	2.2835 58.0	2.551 64.8
409	1.7717 45	4.7244 120	1.1417 29	.098 2.5		3.9567 100.5	2.5394 64.5	2.827 71.8
410	1.9685 50	5.1181 130	1.2205 31	.098 2.5		4.3622 110.8	2.7874 70.8	3.102 78.8
411	2.1654 55	5.5118 140	1.2992 33	.098 2.5		4.6142 117.2	3.0394 77.2	3.354 85.2
412	2.3622 60	5.9055 150	1.3780 35	.098 2.5		5.0000 127.0	3.2677 83.0	3.614 91.8
413	2.5591 65	6.2992 160	1.4567 37	.098 2.5		5.3268 135.3	3.5157 89.3	3.878 98.5
414	2.7559 70	7.0866 180	1.6535 42	.118 3.0		5.9843 152.0	3.9370 100.0	4.350 110.5
415	2.9528 75	7.4803 190	1.7717 45	.118 3.0		6.3189 160.5	4.1142 104.5	4.567 116.0
416	3.1496 80	7.8740 200	1.8898 48	.118 3.0		6.6929 170.0	4.3307 110.0	4.803 122.0
417	3.3465 85	8.2677 210	2.0472 52	.157 4.0		6.9685 177.0	4.4488 113.0	4.961 126.0
418	3.5433 90	8.8583 225	2.1260 54	.157 4.0		7.5394 191.5	4.8622 123.5	5.394 137.0
419	3.7402 95	9.4488 240	2.1654 55	.157 4.0		7.9331 201.5	5.2559 133.5	5.787 147.0
420	3.9370 100	9.8425 250	2.2835 58	.157 4.0		8.3071 211.0	5.4724 139.0	6.043 153.5
421	4.1339 105	10.2362 260	2.3622 60	.157 4.0		8.6811 220.5	5.6890 144.5	6.280 159.5
422	4.3307 110	11.0236 280	2.5591 65	.157 4.0		9.2520 235.0	6.1024 155.0	6.732 171.0
424	4.7244 120	12.2047 310	2.8346 72	.197 5.0		10.2362 260.0	6.6929 170.0	7.402 188.0
426	5.1181 130	13.3858 340	3.0709 78	.197 5.0		11.2205 285.0	7.2835 185.0	8.071 205.0
428	5.5118 140	14.7132 374	3.2283 82	.197 5.0		11.8898 302.0	7.7953 198.0	8.622 219.0
430	5.9055 150	14.9606 380	3.3465 85	.197 5.0		12.4803 317.0	8.3858 213.0	9.213 234.0

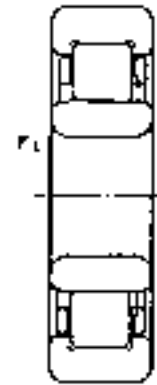
CYLINDRICAL ROLLER BEARINGS

Units: **INCHES**
Millimeters

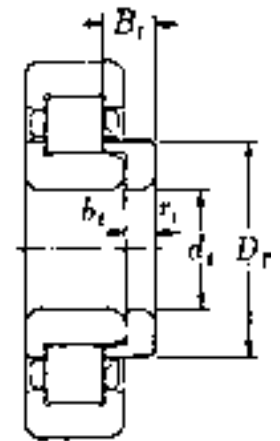


SERIES
NF4 • N4
NJ4 • NU4
HJ4
SEPARATE
THRUST
COLLAR

Basic Load Ratings (lbs)		Weight (lbs)		Separate Thrust Collar No.	Thrust Collar Dimensions					Collar Weight (lbs)
Dynamic C	Static C_o	N4	NU4		d_t	D_t	B_t	b_t	r_t	
14,100	12,400	1.75	1.79	HJ406	1.181	1.988	.453	.276	.079	.176
16,900	15,500	2.29	2.36	HJ407	30	50.5	11.5	7	2.0	.265
					35	59.0	13.0	8	2.0	
21,500	20,000	3.02	3.09	HJ408	40	64.8	13.0	8	2.5	.309
					45	71.8	13.5	8	2.5	
25,900	25,100	3.77	3.86	HJ409	1.772	2.827	.531	.315	.098	.386
31,000	30,500	4.70	4.81	HJ410	50	78.8	14.5	9	2.5	.507
					55	85.2	16.5	10	2.5	
31,500	31,000	5.78	5.91	HJ411	60	91.8	16.5	10	2.5	.639
					65	98.5	18.0	11	2.5	
37,500	38,000	6.97	7.14	HJ412	70	110.5	20.0	12	3.0	.750
					75	116.0	21.5	13	3.0	
44,000	45,500	8.36	8.55	HJ413	80	122.0	22.0	13	3.0	.926
					85	126.0	24.0	14	4.0	
54,500	58,000	12.2	12.5	HJ414	90	137.0	24.0	14	4.0	1.33
					95	147.0	25.5	15	4.0	
59,000	61,500	14.5	14.8	HJ415	100	153.5	27.0	16	4.0	1.57
					105	159.5	27.0	16	4.0	
67,500	71,000	17.0	17.4	HJ416	110	171.0	29.5	17	4.0	1.72
					115	175.0	30.5	17	5.0	
75,000	78,500	20.2	20.7	HJ417	120	188.0	30.5	17	5.0	1.94
					125	192.0	31.5	17	5.0	
84,000	90,000	24.0	24.7	HJ418	130	205.0	32.0	18	5.0	2.31
					135	209.0	33.0	18	5.0	
90,000	99,500	28.4	29.1	HJ419	140	219.0	33.0	18	5.0	2.87
					145	223.0	34.0	18	5.0	
101,000	111,000	32.0	32.8	HJ420	150	234.0	36.5	20	5.0	3.31
					155	238.0	37.5	20	5.0	
112,000	125,000	35.7	36.6	HJ421	160	249.0	38.0	21	5.0	3.64
					165	253.0	39.0	21	5.0	
123,000	140,000	45.4	46.5	HJ422	170	264.0	40.0	22	5.0	4.63
					175	268.0	41.0	22	5.0	
151,000	173,000	62.2	63.7	HJ424	180	283.0	43.0	23	5.0	5.73
					185	287.0	44.0	23	5.0	
185,000	215,000	81.1	83.1	HJ426	190	302.0	45.0	24	5.0	7.28
					195	306.0	46.0	24	5.0	
197,000	230,000	95.2	97.7	HJ428	200	321.0	47.0	25	5.0	8.27
					205	325.0	48.0	25	5.0	
209,000	253,000	190	112	HJ430	5.906	9.213	1.437	.787	.197	10.40



NU4



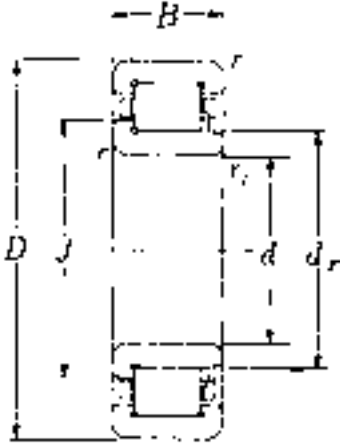
NH4=NJ4+HJ4

These figures may vary slightly according to cage type and type of bearing.



Units: INCHES
Millimeters

CYLINDRICAL ROLLER BEARINGS



NJ22

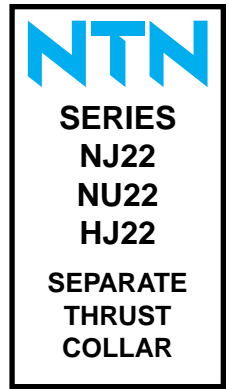


NU22

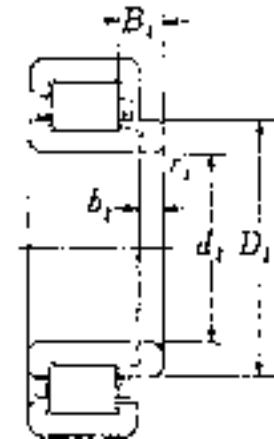
Bearing No.	Bore	O.D.	Width <i>B</i>	Fillet Radii		Inner Ring O.D. <i>d_r</i>	Shoulder Height <i>J</i>
	<i>d</i>	<i>D</i>		<i>r</i>	<i>r₁</i>		
2205	.9843 25	2.0472 52	.7087 18	.039 1.0	.024 .6	1.2598 32.0	1.378 35.0
2206	1.1811 30	2.4409 62	.7874 20	.039 1.0	.024 .6	1.5157 38.5	1.646 41.8
2207	1.3780 35	2.8346 72	.9055 23	.059 1.5	.024 .6	1.7244 43.8	1.874 47.6
2208	1.5748 40	3.1496 80	.9055 23	.059 1.5	.059 1.5	1.9685 50.0	2.134 54.2
2209	1.7717 45	3.3465 85	.9055 23	.059 1.5	.059 1.5	2.1654 55.0	2.323 59.0
2210	1.9685 50	3.5433 90	.9055 23	.059 1.5	.059 1.5	2.3780 60.4	2.543 64.6
2211	2.1654 55	3.9370 100	.9843 25	.079 2.0	.059 1.5	2.6181 66.5	2.787 70.8
2212	2.3622 60	4.3307 110	1.1024 28	.079 2.0	.079 2.0	2.8937 73.5	3.087 78.4
2213	2.5591 65	4.7244 120	1.2205 31	.079 2.0	.079 2.0	3.1339 79.6	3.339 84.8
2214	2.7559 70	4.9213 125	1.2205 31	.079 2.0	.079 2.0	3.3268 84.5	3.528 89.6
2215	2.9528 75	5.1181 130	1.2205 31	.079 2.0	.079 2.0	3.4843 88.5	3.701 94.0
2216	3.1496 80	5.5118 140	1.2992 33	.098 2.5	.098 2.5	3.7520 95.3	3.984 101.2
2217	3.3465 85	5.9055 150	1.4173 36	.098 2.5	.098 2.5	4.0079 101.8	4.260 108.2
2218	3.5433 90	6.2992 160	1.5748 40	.098 2.5	.098 2.5	4.2126 107.0	4.496 114.2
2219	3.7402 95	6.6929 170	1.6929 43	.098 2.5	.098 2.5	4.4685 113.5	4.764 121.0
2220	3.9370 100	7.0866 180	1.8110 46	.098 2.5	.098 2.5	4.7244 120.0	5.039 128.0
2222	4.3307 110	7.8740 200	2.0866 53	.098 2.5	.098 2.5	5.2165 132.5	5.571 141.5
2224	4.7244 120	8.4646 215	2.2835 58	.098 2.5	.098 2.5	5.6496 143.5	6.024 153.0
2226	5.1181 130	9.0551 230	2.5197 64	.118 3.0	.118 3.0	6.1417 156.0	6.516 165.5
2228	5.5118 140	9.8425 250	2.6772 68	.118 3.0	.118 3.0	6.6535 169.0	7.067 179.5
2230	5.9055 150	10.6299 270	2.8740 73	.118 3.0	.118 3.0	7.1654 182.0	7.598 193.0
2232	6.2992 160	11.4173 290	3.1496 80	.118 3.0	.118 3.0	7.6772 195.0	8.150 207.0
2234	6.6929 170	12.2047 310	3.3858 86	.157 4.0	.157 4.0	8.1890 208.0	8.681 220.5
2236	7.0866 180	12.5984 320	3.3858 86	.157 4.0	.157 4.0	8.5827 218.0	9.075 230.5
2238	7.4803 190	13.3858 340	3.6220 92	.157 4.0	.157 4.0	9.0945 231.0	9.626 244.5
2240	7.8740 200	14.1732 360	3.8583 98	.157 4.0	.157 4.0	9.6063 244.0	10.157 258.0

CYLINDRICAL ROLLER BEARINGS

Units: INCHES
Millimeters



Basic Load Ratings (lbs)		Weight (lbs)		Separate Thrust Collar No.	Thrust Collar Dimensions					Collar Weight (lbs)
Dynamic C	Static C ₀	NJ22	NU22		d _t	D _t	B _t	b _t	r _t	
5,650	5,550	.412	.401	HJ2205	.984	1.378	.295	.118	.024	.033
					25	35.0	7.5	3.0	.6	
7,850	8,050	.639	.631	HJ2206	1.181	1.646	.335	.157	.024	.055
					30	41.8	8.5	4.0	.6	
11,700	12,500	1.00	.974	HJ2207	1.378	1.874	.335	.157	.024	.068
					35	47.6	8.5	4.0	.6	
13,100	13,900	1.21	1.18	HJ2208	1.575	2.134	.374	.197	.059	.104
					40	54.2	9.5	5.0	1.5	
13,800	15,200	1.31	1.28	HJ2209	1.772	2.323	.374	.197	.059	.117
					45	59.0	9.5	5.0	1.5	
15,200	17,700	1.42	1.38	HJ2210	1.969	2.543	.374	.197	.059	.134
					50	64.6	9.5	5.0	1.5	
17,800	20,900	1.94	1.88	HJ2211	2.165	2.787	.433	.236	.059	.185
					55	70.8	11.0	6.0	1.5	
22,700	27,800	2.65	2.58	HJ2212	2.362	3.087	.433	.236	.079	.238
					60	78.4	11.0	6.0	2.0	
27,000	33,500	3.48	3.40	HJ2213	2.559	3.339	.453	.236	.079	.278
					65	84.8	11.5	6.0	2.0	
28,100	36,000	3.70	3.59	HJ2214	2.756	3.528	.492	.276	.079	.331
					70	89.6	12.5	7.0	2.0	
30,500	38,500	3.88	3.77	HJ2215	2.953	3.701	.492	.276	.079	.344
					75	94.0	12.5	7.0	2.0	
34,500	44,500	4.83	4.70	HJ2216	3.150	3.984	.531	.315	.098	.456
					80	101.2	13.5	8.0	2.5	
40,000	52,000	6.11	5.93	HJ2217	3.346	4.260	.551	.315	.098	.551
					85	108.2	14.0	8.0	2.5	
46,500	59,500	7.78	7.56	HJ2218	3.543	4.496	.630	.354	.098	.694
					90	114.2	16.0	9.0	2.5	
52,000	67,000	9.50	9.24	HJ2219	3.740	4.764	.650	.354	.098	.800
					95	121.0	16.5	9.0	2.5	
58,000	76,000	11.4	11.1	HJ2220	3.937	5.039	.709	.394	.098	1.01
					100	128.0	18.0	10.0	2.5	
75,000	99,500	16.4	16.0	HJ2222	4.331	5.571	.807	.433	.098	1.42
					110	141.5	20.5	11.0	2.5	
86,000	118,000	20.5	19.9	HJ2224	4.724	6.024	.866	.433	.098	1.69
					120	153.0	22.0	11.0	2.5	
89,000	126,000	25.6	24.9	HJ2226	5.118	6.516	.984	.433	.118	2.10
					130	165.5	25.0	11.0	3.0	
105,000	151,000	32.4	31.5	HJ2228	5.512	7.067	.984	.433	.118	2.51
					140	179.5	25.0	11.0	3.0	
123,000	180,000	40.8	39.7	HJ2230	5.906	7.598	1.043	.472	.118	3.06
					150	193.0	26.5	12.0	3.0	
142,000	211,000	52.0	50.7	HJ2232	6.299	8.150	1.102	.472	.118	3.73
					160	207.0	28.0	12.0	3.0	
161,000	242,000	64.2	62.4	HJ2234	6.693	8.681	1.142	.472	.157	4.25
					170	220.5	29.0	12.0	4.0	
167,000	257,000	66.8	65.0	HJ2236	7.087	9.075	1.142	.472	.157	4.50
					180	230.5	29.0	12.0	4.0	
187,000	290,000	81.1	78.9	HJ2238	7.480	9.626	1.240	.512	.157	5.56
					190	244.5	31.5	13.0	4.0	
208,000	325,000	97.4	94.8	HJ2240	7.874	10.157	1.339	.551	.157	6.59
					200	258.0	34.0	14.0	4.0	



NH22=NJ22+HJ22

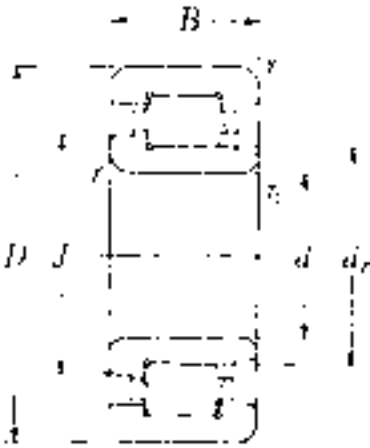
These figures may vary according to cage type and type of bearing.



Units: INCHES
Millimeters

CYLINDRICAL ROLLER BEARINGS

Bearing No.	Bore	O.D.	Width	Fillet Radii		Inner Ring O.D.	Shoulder Height
	<i>d</i>	<i>D</i>	<i>B</i>	<i>r</i>	<i>r_i</i>	<i>d_r</i>	<i>J</i>
2305	.9843 25	2.4409 62	.9449 24	.059 1.5	.059 1.5	1.3780 35.0	1.535 39.0
2306	1.1811 30	2.8346 72	1.0630 27	.059 1.5	.059 1.5	1.6535 42.0	1.807 45.9
2307	1.3780 35	3.1496 80	1.2205 31	.079 2.0	.059 1.5	1.8189 46.2	2.000 50.8
2308	1.5748 40	3.5433 90	1.2992 33	.079 2.0	.079 2.0	2.1063 53.5	2.299 58.4
2309	1.7717 45	3.9370 100	1.4173 36	.079 2.0	.079 2.0	2.3031 58.5	2.520 64.0
2310	1.9685 50	4.3307 110	1.5748 40	.098 2.5	.098 2.5	2.5591 65.0	2.795 71.0
2311	2.1654 55	4.7244 120	1.6929 43	.098 2.5	.098 2.5	2.7756 70.5	3.039 77.2
2312	2.3622 60	5.1181 130	1.8110 46	.098 2.5	.098 2.5	3.0315 77.0	3.315 84.2
2313	2.5591 65	5.5118 140	1.8898 48	.098 2.5	.098 2.5	3.2874 83.5	3.583 91.0
2314	2.7559 70	5.9055 150	2.0079 51	.098 2.5	.098 2.5	3.5433 90.0	3.858 98.0
2315	2.9528 75	6.2992 160	2.1654 55	.098 2.5	.098 2.5	3.7598 95.5	4.102 104.2
2316	3.1496 80	6.6929 170	2.2835 58	.098 2.5	.098 2.5	4.0551 103.0	4.402 111.8
2317	3.3465 85	7.0866 180	2.3622 60	.118 3.0	.118 3.0	4.2520 108.0	4.626 117.5
2318	3.5433 90	7.4803 190	2.5197 64	.118 3.0	.118 3.0	4.5276 115.0	4.921 125.0
2319	3.7402 95	7.8740 200	2.6378 67	.118 3.0	.118 3.0	4.7835 121.5	5.197 132.0
2320	3.9370 100	8.4646 215	2.8740 73	.118 3.0	.118 3.0	5.0984 129.5	5.531 140.5
2322	4.3307 110	9.4488 240	3.1496 80	.118 3.0	.118 3.0	5.6299 143.0	6.122 155.5
2324	4.7244 120	10.2362 260	3.3858 86	.118 3.0	.118 3.0	6.0630 154.0	6.634 168.5
2326	5.1181 130	11.0236 280	3.6614 93	.157 4.0	.157 4.0	6.5748 167.0	7.165 182.0
2328	5.5118 140	11.8110 300	4.0157 102	.157 4.0	.157 4.0	7.0866 180.0	7.717 196.0
2330	5.9055 150	12.5984 320	4.2520 108	.157 4.0	.157 4.0	7.5984 193.0	8.268 210.0
2332	6.2992 160	13.3858 340	4.4882 114	.157 4.0	.157 4.0	8.1890 208.0	8.858 225.0
2334	6.6929 170	14.1732 360	4.7244 120	.157 4.0	.157 4.0	8.6614 220.0	9.370 238.0
2336	7.0866 180	14.9606 380	4.9606 126	.157 4.0	.157 4.0	9.1339 232.0	9.921 252.0
2338	7.4803 190	15.7480 400	5.1969 132	.197 5.0	.197 5.0	9.6457 245.0	10.433 265.0
2340	7.8740 200	16.5354 420	5.4331 138	.197 5.0	.197 5.0	10.2362 260.0	11.024 280.0



NJ23



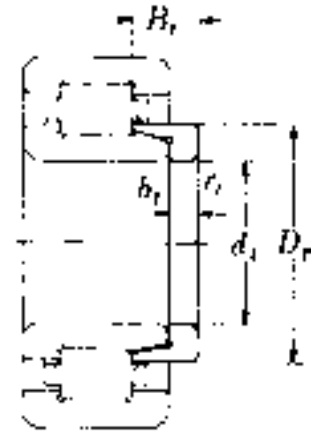
NU23

CYLINDRICAL ROLLER BEARINGS

Units: INCHES
Millimeters



Basic Load Ratings (lbs)		Weight (lbs)		Separate Thrust Collar No.	Thrust Collar Dimensions					Collar Weight (lbs)
Dynamic C	Static C_o	NJ23	NU23		d_t	D_t	B_t	b_t	r_t	
10,300	10,100	.840	.816	HJ2305	.984 25	1.535 39.0	.354 9.0	.157 4	.059 1.5	.060
11,600	11,400	1.26	1.22	HJ2306	1.181 30	1.807 45.9	.453 11.5	.197 5	.059 1.5	.095
14,500	14,800	1.74	1.69	HJ2307	1.378 35	2.000 50.8	.551 14.0	.236 6	.059 1.5	.141
18,500	19,800	2.31	2.25	HJ2308	1.575 40	2.299 58.4	.571 14.5	.276 7	.079 2.0	.198
23,800	25,500	3.11	3.02	HJ2309	1.772 45	2.520 64.0	.591 15.0	.276 7	.079 2.0	.240
27,100	29,500	4.14	4.03	HJ2310	1.969 50	2.795 71.0	.669 17.0	.315 8	.098 2.5	.346
33,500	36,500	5.31	5.16	HJ2311	2.165 55	3.039 77.2	.728 18.5	.354 9	.098 2.5	.448
38,000	40,500	6.61	6.44	HJ2312	2.362 60	3.315 84.2	.748 19.0	.354 9	.098 2.5	.540
42,000	48,000	8.00	7.76	HJ2313	2.559 65	3.583 91.0	.787 20.0	.394 10	.098 2.5	.670
50,000	59,000	9.72	9.44	HJ2314	2.756 70	3.858 98.0	.807 20.5	.394 10	.098 2.5	.789
61,500	73,500	11.9	11.6	HJ2315	2.953 75	4.102 104.2	.846 21.5	.433 11	.098 2.5	.952
61,500	74,500	14.6	14.2	HJ2316	3.150 80	4.402 111.8	.906 23.0	.433 11	.098 2.5	1.13
71,000	86,000	16.9	16.4	HJ2317	3.346 85	4.626 117.5	.945 24.0	.472 12	.118 3.0	1.34
73,500	88,500	20.0	19.5	HJ2318	3.543 90	4.921 125.0	1.024 26.0	.472 12	.118 3.0	1.55
88,500	112,000	23.1	22.5	HJ2319	3.740 95	5.197 132.0	1.043 26.5	.512 13	.118 3.0	1.82
104,000	133,000	29.5	28.7	HJ2320	3.937 100	5.531 140.5	1.083 27.5	.512 13	.118 3.0	2.17
136,000	177,000	40.6	39.5	HJ2322	4.331 110	6.122 155.5	1.102 28.0	.551 14	.118 3.0	2.82
159,000	206,000	51.1	49.6	HJ2324	4.724 120	6.634 168.5	1.102 28.0	.551 14	.118 3.0	3.37
189,000	253,000	63.9	62.2	HJ2326	5.118 130	7.165 182.0	1.161 29.5	.551 14	.157 4.0	3.97
207,000	281,000	80.2	77.8	HJ2328	5.512 140	7.717 196.0	1.319 33.5	.591 15	.157 4.0	4.87
229,000	315,000	96.6	93.7	HJ2330	5.906 150	8.268 210.0	1.339 34.0	.591 15	.157 4.0	5.93
241,000	340,000	115	111	HJ2332	6.299 160	8.858 225.0	1.457 37.0	.591 15	.157 4.0	6.97
275,000	395,000	135	131	HJ2334	6.693 170	9.370 238.0	1.516 38.5	.630 16	.157 4.0	8.18
310,000	450,000	158	153	HJ2336	7.087 180	9.921 252.0	1.575 40.0	.669 17	.157 4.0	9.74
340,000	500,000	183	177	HJ2338	7.480 190	10.433 265.0	1.634 41.5	.709 18	.197 5.0	11.1
340,000	505,000	210	204	HJ2340	7.874 200	11.024 280.0	1.752 44.5	.709 18	.197 5.0	12.7



NH23=NJ23+HJ23

These figures may vary slightly according to cage type and type of bearing.

NTN

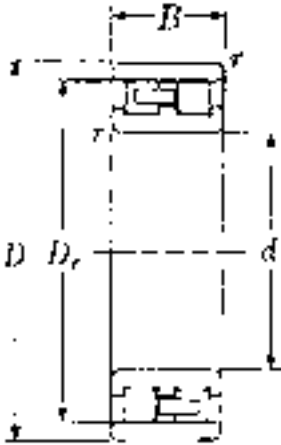
SERIES
NN30
NN30K

PRECISION
AND SUPER
PRECISION
GRADE

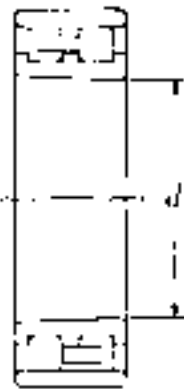
Suffix P5
 • AFBMA RBEC 5 •
 • ISO Class 5 •

Units: **INCHES**
 Millimeters

DOUBLE ROW CYLINDRICAL ROLLER BEARINGS



Cylindrical
 Bore
 NN30



Tapered Bore
 NN30K
 Taper 1:12

Bearing No.		Bore	O.D.	Width	Fillet Radius	Outer Ring I.D.	Basic Load Ratings (lbs)		Weight (lbs)	
<i>NN30</i>	<i>NN30K</i>	<i>d</i>	<i>D</i>	<i>B</i>	<i>r</i>	<i>D_r</i>	<i>Dynamic C</i>	<i>Static C₀</i>	<i>NN30</i>	<i>NN30K</i>
NN3005	NN3005K	.9843	1.8504	.6299	.024	1.6260	5,800	6,750	.271	.262
		<small>25</small>	<small>47</small>	<small>16</small>	<small>.6</small>	<small>41.3</small>				
NN3006	NN3006K	1.1811	2.1654	.7480	.039	1.9094	6,900	8,350	.439	.425
		<small>30</small>	<small>55</small>	<small>19</small>	<small>1.0</small>	<small>48.5</small>				
NN3007	NN3007K	1.3780	2.4409	.7874	.039	2.1654	8,500	10,700	.569	.553
		<small>35</small>	<small>62</small>	<small>20</small>	<small>1.0</small>	<small>55.0</small>				
NN3008	NN3008K	1.5748	2.6772	.8268	.039	2.4016	9,750	12,500	.688	.668
		<small>40</small>	<small>68</small>	<small>21</small>	<small>1.0</small>	<small>61.0</small>				
NN3009	NN3009K	1.7717	2.9528	.9055	.039	2.6575	11,600	15,400	.893	.866
		<small>45</small>	<small>75</small>	<small>23</small>	<small>1.0</small>	<small>67.5</small>				
NN3010	NN3010K	1.9685	3.1496	.9055	.039	2.8543	11,900	16,300	1.00	.970
		<small>50</small>	<small>80</small>	<small>23</small>	<small>1.0</small>	<small>72.5</small>				
NN3011	NN3011K	2.1654	3.5433	1.0236	.059	3.1890	15,600	21,700	1.44	1.39
		<small>55</small>	<small>90</small>	<small>26</small>	<small>1.5</small>	<small>81.0</small>				
NN3012	NN3012K	2.3622	3.7402	1.0236	.059	3.3898	16,000	22,900	1.55	1.51
		<small>60</small>	<small>95</small>	<small>26</small>	<small>1.5</small>	<small>86.1</small>				
NN3013	NN3013K	2.5591	3.9370	1.0236	.059	3.5827	16,800	25,000	1.67	1.62
		<small>65</small>	<small>100</small>	<small>26</small>	<small>1.5</small>	<small>91.0</small>				
NN3014	NN3014K	2.7559	4.3307	1.1811	.059	3.9370	21,300	32,000	2.29	2.25
		<small>70</small>	<small>110</small>	<small>30</small>	<small>1.5</small>	<small>100.0</small>				
NN3015	NN3015K	2.9528	4.5276	1.1811	.059	4.1339	21,700	33,500	2.51	2.45
		<small>75</small>	<small>115</small>	<small>30</small>	<small>1.5</small>	<small>105.0</small>				
NN3016	NN3016K	3.1496	4.9213	1.3386	.059	4.4488	26,000	40,000	3.35	3.24
		<small>80</small>	<small>125</small>	<small>34</small>	<small>1.5</small>	<small>113.0</small>				
NN3017	NN3017K	3.3465	5.1181	1.3386	.059	4.6457	27,400	43,500	3.55	3.44
		<small>85</small>	<small>130</small>	<small>34</small>	<small>1.5</small>	<small>118.0</small>				
NN3018	NN3018K	3.5433	5.5118	1.4567	.079	5.0000	32,000	51,000	4.56	4.43
		<small>90</small>	<small>140</small>	<small>37</small>	<small>2.0</small>	<small>127.0</small>				
NN3019	NN3019K	3.7402	5.7087	1.4567	.079	5.1969	33,000	53,500	4.78	4.63
		<small>95</small>	<small>145</small>	<small>37</small>	<small>2.0</small>	<small>132.0</small>				
NN3020	NN3020K	3.9370	5.9055	1.4567	.079	5.3937	34,500	57,500	4.98	4.83
		<small>100</small>	<small>150</small>	<small>37</small>	<small>2.0</small>	<small>137.0</small>				
NN3021	NN3021K	4.1339	6.2992	1.6142	.098	5.7480	44,500	72,500	6.37	6.17
		<small>105</small>	<small>160</small>	<small>41</small>	<small>2.5</small>	<small>146.0</small>				
NN3022	NN3022K	4.3307	6.6929	1.7717	.098	6.1024	51,500	84,500	8.11	7.85
		<small>110</small>	<small>170</small>	<small>45</small>	<small>2.5</small>	<small>155.0</small>				
NN3024	NN3024K	4.7244	7.0866	1.8110	.098	6.4961	52,500	88,000	8.77	8.49
		<small>120</small>	<small>180</small>	<small>46</small>	<small>2.5</small>	<small>165.0</small>				
NN3026	NN3026K	5.1181	7.8740	2.0472	.098	7.1654	64,000	107,000	13.1	12.7
		<small>130</small>	<small>200</small>	<small>52</small>	<small>2.5</small>	<small>182.0</small>				
NN3028	NN3028K	5.5118	8.2677	2.0866	.098	7.5591	67,000	116,000	14.2	13.8
		<small>140</small>	<small>210</small>	<small>53</small>	<small>2.5</small>	<small>192.0</small>				
NN3030	NN3030K	5.9055	8.8583	2.2047	.098	8.1102	75,000	132,000	17.2	16.7
		<small>150</small>	<small>225</small>	<small>56</small>	<small>2.5</small>	<small>206.0</small>				
NN3032	NN3032K	6.2992	9.4488	2.3622	.098	8.6220	84,000	149,000	19.7	19.0
		<small>160</small>	<small>240</small>	<small>60</small>	<small>2.5</small>	<small>219.0</small>				
NN3034	NN3034K	6.6929	10.2362	2.6378	.098	9.2913	99,000	174,000	27.8	26.9
		<small>170</small>	<small>260</small>	<small>67</small>	<small>2.5</small>	<small>236.0</small>				
NN3036	NN3036K	7.0866	11.0236	2.9134	.098	10.0394	127,000	224,000	36.6	35.5
		<small>180</small>	<small>280</small>	<small>74</small>	<small>2.5</small>	<small>255.0</small>				
NN3038	NN3038K	7.4803	11.4173	2.9528	.098	10.4331	130,000	233,000	38.6	37.5
		<small>190</small>	<small>290</small>	<small>75</small>	<small>2.5</small>	<small>265.0</small>				
NN3040	NN3040K	7.8740	12.2047	3.2283	.098	11.1024	147,000	262,000	47.6	47.2
		<small>200</small>	<small>310</small>	<small>82</small>	<small>2.5</small>	<small>282.0</small>				
NN3044	NN3044K	8.6614	13.3858	3.5433	.118	12.2047	183,000	330,000	64.6	62.6
		<small>220</small>	<small>340</small>	<small>90</small>	<small>3.0</small>	<small>310.0</small>				
NN3048	NN3048K	9.4488	14.1732	3.6220	.118	12.9921	192,000	360,000	72.3	70.1
		<small>240</small>	<small>360</small>	<small>92</small>	<small>2.0</small>	<small>330.0</small>				
NN3052	NN3052K	10.2362	15.7480	4.0945	.157	14.3307	239,000	450,000	104	101
		<small>260</small>	<small>400</small>	<small>104</small>	<small>4.0</small>	<small>364.0</small>				
NN3056	NN3056K	11.0236	16.5354	4.1732	.157	15.1181	243,000	465,000	113	109
		<small>280</small>	<small>420</small>	<small>106</small>	<small>4.0</small>	<small>384.0</small>				
NN3060	NN3060K	11.8110	18.1102	4.6457	.157	16.4567	299,000	575,000	156	151
		<small>300</small>	<small>460</small>	<small>118</small>	<small>4.0</small>	<small>418.0</small>				
NN3064	NN3064K	12.5984	18.8976	4.7638	.157	17.2441	305,000	600,000	168	163
		<small>320</small>	<small>480</small>	<small>121</small>	<small>4.0</small>	<small>438.0</small>				

Note: The d dimension for the tapered bore is measured from the side of the bearing with the smallest bore dimension.